

ELECTRICAL DESIGN GROUP

ELECTRICAL BUILDING SERVICES CONSULTANTS

P.O. Box 15, SHERWOOD Q. 4075

Phone: (07) 3278 4375 Fax: (07) 3716 0222

Web Site: www.edg.net.au Email: brisbane@edg.net.au


C3227a - TOOWONG KIA & MITSUBISHI

C3227a-0002(B).xls

ELECTRICAL EQUIPMENT SCHEDULE

REVISION B - 16 SEPTEMBER 2024

| THE EQUIPMENT SUPPLIER CONTACT DETAILS MAY BE AVAILABLE ON THE EDG WEBSITE VIA THE FOLLOWING LINK www.edg.net.au/links.html | | | | | |
|---|--------------------------|---|--------------------|---|-----|
| TYPE | LAMPS | DESCRIPTION | COLOUR / ACCESSORY | CATALOGUE No | REV |
| L1 | RED LED | FLUSH RECESSED LED FLEX AS PER THE L1 LIGHTING ELEVATION C/W REMOTE DRIVER / POWER SUPPLY MOUNTING AS PER THE ARCHITECTURAL DETAIL | RED | HAWKO PH VB 1617C/W SURRATED MOUNTS AS REQUIRED | B |
| L2 | 4000K LED 25W / M | FLUSH CEILING RECESSED EXTRUSION C/W OPAL DIFFUSER REMOTE DRIVERS | POWDER COATED | HAWKO 3H3535RC | B |
| L3 | 4000K LED 25W / M | FLUSH RECESSED EXTRUSION C/W OPAL DIFFUSER RUNNING VERTICALLY AS PER THE ELEVATIONS. ALLOW THE L3 TO BE CURVED AND RUN INTO THE L2 ABOVE REMOTE DRIVERS | POWDER COATED | HAWKO 3H3535RC | B |
| L4 | 2 X 22W 4000K LED EACH | TWO HEAD RECTANGULAR DOWNLIGHT FITTING C/W REMOTE DRIVER MOUNT THE FITTING IN THE CEILING RECESS | BLACK | GAMMA ILLUMINATION SNOVO 1607-2L*4K*22W | A |
| L5 | 45W 4000K LED | RECESSED DOWNLIGHT C/W REMOTE DRIVER | WHITE | GAMMA ILLUMINATION MERCURY 1288-4K-45W | A |
| L6 | 13W 4000K LED | RECESSED 55 DEG BEAM DOWNLIGHT C/W REMOTE DRIVER | WHITE TRIM | GAMMA ILLUMINATION MYLO 1004-VWFL-4K-13W | A |
| L7 | 22W LED 4000K | RECESSED DOWNLIGHT C/W REMOTE DRIVER | WHITE | GAMMA ILLUMINATION COBALT 1402-4K-22W | A |
| L8 | 28W LED 4000K | RECESSED DOWNLIGHT C/W REMOTE DRIVER | WHITE | GAMMA ILLUMINATION COBALT 1403-4K-28W | A |
| L9 | 36W LED 4000K | 1200 LONG IP65 DIFFUSED BATTEN C/W INTEGRAL ELECTRONIC CONTROL GEAR AND A NON MAINTAINED AS2293 EMERGENCY PACK SUSPENDED / SURFACE MOUNTED AS REQUIRED. THE L14 FITTINGS ARE NOT SWITCHED AND ARE TO ONLY OPERATE UPON POWER SUPPLY FAILURE IN ACCORDANCE WITH AS2293 | NA | GAMMA STORM 1558-CCT-36 | A |
| L10 | 34W 4000K LED | 300 X 1200 LAY IN FLAT PLATE LED FITTING C/W REMOTE DRIVER AND RECESSED PB KIT | WHITE TRIM | GAMMA ILLUMINATION AXIS 1549-4K-34W C/W FLUSH RECESS PB KIT | A |
| L11 | 16W / M 4000K LED CRI 90 | ROD SUSPENDED RECTANGULAR EXTRUSION WITH CURVED CORNERS INTEGRAL DRIVER AND OPAL DIFFUSER | SILVER | HAWKO H5075C | B |



ELECTRICAL DESIGN GROUP

ELECTRICAL BUILDING SERVICES CONSULTANTS

P.O. Box 15, SHERWOOD Q. 4075

Phone: (07) 3278 4375 Fax: (07) 3716 0222

Web Site: www.edg.net.au Email: brisbane@edg.net.au


C3227a - TOOWONG KIA & MITSUBISHI

C3227a-0002(B).xls

ELECTRICAL EQUIPMENT SCHEDULE

REVISION B - 16 SEPTEMBER 2024

| THE EQUIPMENT SUPPLIER CONTACT DETAILS MAY BE AVAILABLE ON THE EDG WEBSITE VIA THE FOLLOWING LINK www.edg.net.au/links.html | | | | | |
|---|----------------|---|--|---|-----|
| TYPE | LAMPS | DESCRIPTION | COLOUR / ACCESSORY | CATALOGUE No | REV |
| L12 | | NOT USED | | | B |
| L13 | 22W LED 4000K | WALL MOUNTED RECTANGULAR DOWN LIGHT C/W INTEGRAL DRIVER MOUNT 300 ABOVE THE DOOR HEAD | BLACK | GAMMA ILLUMINATION TOMMASO 1276-4K-22W 1403-4K-28W | A |
| L14 | 100W 4000K LED | LOWER OUTPUT SUSPENDED HIGH BAY C/W INTEGRAL DRIVER SUSPEND AS HIGH AS PRACTICAL | BLACK | GAMMA ILLUMINATION ORBIT 881538-4K-WFL | A |
| L15 | 150W 4000K LED | HIGHER OUTPUT SUSPENDED HIGH BAY C/W INTEGRAL DRIVER SUSPEND AS HIGH AS PRACTICAL | BLACK | GAMMA ILLUMINATION ORBIT 881483-4K-WFL | A |
| L16 | | A SINGLE HORIZONTAL RUN UNDER THE OVERHEAD CUPBOARDS HARD AGAINST THE SPLASHBACK LED STRIP LIGHT 4000K WHITE LEDS AT 12MM SPACING WITH REMOTE CONTROL GEAR. THE SUPPLIER IS TO CUT / JOIN THE LED STRIPS TO SUIT THE SITE DIMENSIONS. DO NOT CUT THE LED STRIPS ON SITE SCREW FIX THE ALUMINIUM SUPPORT IN PLACE. | | NEON PRODUCTS AUSTRALIA LF-DFB-NW-300-12 + PR-LIN172153-F | A |
| L17 | 41W 2700K | 1800 LONG KIA RECEPTION PENDANT CONFIRM THE SUSPENSION ON SITE WITH THE ARCHITECT | GREY NICKEL | VIBIA PALMA HORIZONTAL PENDANT LAMP 3736 | B |
| E1 | LED | EMERGENCY LIGHT: RECESSED NON-MAINTAINED EMERGENCY LIGHT. AS2293 CLASSIFICATION C0-D40 - C90-D40. | WHITE | STANILITE SF1LEDP LITHIUM BATTERY | A |
| EX | LED | EXIT LIGHT: MAINTAINED 24M VIEWING DISTANCE EXIT LIGHT C/W DIFFUSERS & DIRECTIONAL ARROWS AS SHOWN AND A IP56 HOUSING CEILING OR WALL MOUNT BETWEEN 2100mm & 2700mm AFFL IF THERE IS NO VERTICAL SURFACE TO MOUNT THE FITTING ON WITHIN THIS RANGE CONFIRM THE MOUNTING HEIGHT WITH THE ENGINEER. AS2293 CLASSIFICATION C0-D3.2 - C90-E2. | WHITE LOGO GREEN BACKGROUND WHITE BODY | STANILITE PLQLEDP LITHIUM BATTERY | A |
| | | ADJUSTABLE FLUSH RECESSED 360 DEGREE PIR PRESENCE DETECTOR TO OPERATE THE ASSOCIATED LIGHTS FOR A PRE-SET AMOUNT OF TIME. ADJUST THE TIME AND SENSITIVITY ON SITE AS DIRECTED BY THE ENGINEER. SUBMIT DETAILS OF THE MOVEMENT DETECTOR SWITCH FOR APPROVAL PRIOR TO ORDERING | WHITE | CLIPSAL | A |



ELECTRICAL DESIGN GROUP

ELECTRICAL BUILDING SERVICES CONSULTANTS

P.O. Box 15, SHERWOOD Q. 4075

Phone: (07) 3278 4375 Fax: (07) 3716 0222

Web Site: www.edg.net.au Email: brisbane@edg.net.au


C3227a - TOOWONG KIA & MITSUBISHI

C3227a-0002(B).xls

ELECTRICAL EQUIPMENT SCHEDULE

REVISION B - 16 SEPTEMBER 2024

| THE EQUIPMENT SUPPLIER CONTACT DETAILS MAY BE AVAILABLE ON THE EDG WEBSITE VIA THE FOLLOWING LINK www.edg.net.au/links.html | | | | | |
|---|-------|---|---------------------------------|----------------------|-----|
| TYPE | LAMPS | DESCRIPTION | COLOUR / ACCESSORY | CATALOGUE No | REV |
| LIGHTING CONTROL SWITCH PANEL (SP1) | | WALL MOUNTED MULTI GANG SWITCH PANEL TO CONTAIN LABELLED SWITCHES AS PER THE SP1 DETAIL. PROVIDE BLACK ENGRAVING ON THE FACEPLATE TO INDICATE THE SWITCH USE. PROVIDE A SHOP DRAWING OF SP1 FOR APPROVAL. | WHITE | CLIPSAL C2000 SERIES | B |
| LIGHTING CONTROL SWITCH PANEL (SP2) | | WALL MOUNTED MULTI GANG SWITCH PANEL TO CONTAIN LABELLED SWITCHES AS PER THE SP2 DETAIL. PROVIDE BLACK ENGRAVING ON THE FACEPLATE TO INDICATE THE SWITCH USE. PROVIDE A SHOP DRAWING OF SP2 FOR APPROVAL. | WHITE | CLIPSAL C2000 SERIES | B |
| LIGHTING CONTROL SWITCH PANEL (SP3) | | WALL MOUNTED MULTI GANG SWITCH PANEL TO CONTAIN LABELLED SWITCHES AS PER THE SP3 DETAIL. PROVIDE BLACK ENGRAVING ON THE FACEPLATE TO INDICATE THE SWITCH USE. PROVIDE A SHOP DRAWING OF SP3 FOR APPROVAL. | WHITE | CLIPSAL C2000 SERIES | B |
| LIGHTING CONTROL SWITCH PANEL (SPK) | | WALL MOUNTED MULTI GANG SWITCH PANEL TO CONTAIN LABELLED SWITCHES AS PER THE SPK DETAIL. PROVIDE BLACK ENGRAVING ON THE FACEPLATE TO INDICATE THE SWITCH USE. PROVIDE A SHOP DRAWING OF SPK FOR APPROVAL. | WHITE | CLIPSAL C2000 SERIES | B |
| CHANNEL x | | CONTROL CHANNEL WITH A NUMERICAL REFERENCE. REFER TO THE POWER AND LIGHTING CONTROL SCHEMATIC / SCHEDULE | | | B |
| SINGLE POWER OUTLET | | SINGLE POWER OUTLET C/W CIRCUIT IDENTIFICATION ON THE FACEPLATE BEHIND THE SURROUND MOUNT AT 300 AFFL U.N.O. | WHITE GENERAL WORKSHOP BLACK | CLIPSAL C2000 SERIES | A |
| DOUBLE POWER OUTLET | | DOUBLE POWER OUTLET C/W CIRCUIT IDENTIFICATION ON THE FACEPLATE BEHIND THE SURROUND MOUNT AT 300 AFFL U.N.O | WHITE GENERAL WORKSHOP BLACK | CLIPSAL C2000 SERIES | A |
| SPECIAL PURPOSE OUTLET | | SPECIAL PURPOSE OUTLET TYPE AS NOTED. MOUNT AT 1350mm AFFL U.N.O. RATING 20A U.N.O. CONNECT TO EQUIPMENT VIA FLEXIBLE CONDUIT. | | | A |
| WEATHERPROOF POWER OUTLET (WP) | | IP54 WEATHERPROOF SINGLE / DOUBLE POWER OUTLET AS NOTED ON DRAWING C/W COVER FLAP OVER SOCKET. MOUNT AT MINIMUM 1100mm AFFL U.N.O. RATING 10A U.N.O. | - | CLIPSAL WSCF227F | A |
| SINGLE-PHASE ISOLATOR | | SINGLE-PHASE WEATHERPROOF ISOLATOR. MOUNT AT 1350mm AFFL U.N.O. RATING 20A U.N.O. CONNECT TO EQUIPMENT VIA FLEXIBLE CONDUIT. | - | CLIPSAL WHT20 | A |



ELECTRICAL DESIGN GROUP

ELECTRICAL BUILDING SERVICES CONSULTANTS

P.O. Box 15, SHERWOOD Q. 4075

Phone: (07) 3278 4375 Fax: (07) 3716 0222

Web Site: www.edg.net.au Email: brisbane@edg.net.au


C3227a - TOOWONG KIA & MITSUBISHI

C3227a-0002(B).xls

ELECTRICAL EQUIPMENT SCHEDULE

REVISION B - 16 SEPTEMBER 2024

| THE EQUIPMENT SUPPLIER CONTACT DETAILS MAY BE AVAILABLE ON THE EDG WEBSITE VIA THE FOLLOWING LINK www.edg.net.au/links.html | | | | | |
|---|-------|---|---------------------------------|---|-----|
| TYPE | LAMPS | DESCRIPTION | COLOUR / ACCESSORY | CATALOGUE No | REV |
| THREE-PHASE ISOLATOR | | THREE-PHASE WEATHERPROOF ISOLATOR. MOUNT AT 1350mm AFFL U.N.O. RATING 20A U.N.O. CONNECT TO EQUIPMENT VIA FLEXIBLE CONDUIT. "RSD" DENOTES ROLLER SHUTTER DOOR SUPPLY - COORDINATE LOCATION ONSITE WITH MOTOR. | - | CLIPSA WHT35 | A |
| HAND DRYER CONNECTION (HD) | | 20A ISOLATING SWITCH WALL MOUNTED AT 2400mm AFFL AND CONNECTED TO THE HAND DRYER UNIT AS PER DETAIL. | WHITE | CLIPSA C2000 SERIES 30USM | A |
| EV CHARGER (EVx) | | CONNECT THE CIRCUIT TO THE EV CHARGER AS PER THE EV CHARGER INSTRUCTIONS | | | A |
| CAT 6 COMMUNICATIONS OUTLET | | RJ45 CAT-6 COMMUNICATIONS OUTLET, CABLED BACK TO THE COMMUNICATIONS RACK CR-A TERMINATED ONTO FACILITY PATCH PANELS VIA 4-PAIR CAT-6 UTP CABLE. MOUNT UP TO 3 RJ45 OUTLETS PER MULTI-GANG FACEPLATE WITH SEPARATE PERMANENT LABELLING FOR EACH OUTLET. MOUNT AT 300 AFFL U.N.O. | WHITE GENERAL WORKSHOP BLACK | CLIPSA C2000 SERIES KRONE JACK C/W SHUTTER | A |
| WEATHERPROOF COMMUNICATIONS OUTLET (WP) | | COMMUNICATIONS OUTLET AS PER THE COMMUNICATIONS OUTLET DESCRIPTION, MOUNTED WITHIN A WEATHERPROOF ENCLOSURE. | WHITE | CLIPSA 255 SERIES | B |
| DB-A | | REPLACE THE EXISTING DISTRIBUTION BOARD DB-A REFER TO THE NOTES AND DISTRIBUTION BOARD DB-A SCHEDULE FOR ADDITIONAL INFORMATION AND REQUIREMENTS. PROVIDE A SHOP DRAWING OF THE DB FOR APPROVAL. REMOVE ALL EXISTING CIRCUITS AND CABLING MADE REDUNDANT BY THE WORKS. REMOVE THE SWITCH AND SUBMAIN THAT PASSES THROUGH THE EXISTING DB-A TO DB-2 | | | A |
| DB-K | | NEW DISTRIBUTION BOARD DB-K REFER TO THE NOTES AND DISTRIBUTION BOARD DB-A SCHEDULE FOR ADDITIONAL INFORMATION AND REQUIREMENTS. PROVIDE A SHOP DRAWING OF THE DB FOR APPROVAL. | | | A |
| DB-1 | | NEW DISTRIBUTION BOARD DB-1 TO REPLACE ALL OF THE EXISTING MSB CIRCUITS. REMOVE ALL EXISTING CIRCUITS AND CABLING MADE REDUNDANT BY THE WORKS. RECONNECT ALL OF THE EXISTING CIRCUITS THAT REMAIN WITH NEW AS3000 COMPLIANT SWITCHGEAR THAT MATCHES THE EXISTING IN CAPACITY AND FUNCTION. REFER TO THE NOTES FOR ADDITIONAL INFORMATION AND REQUIREMENTS. PROVIDE A SHOP DRAWING OF THE DB FOR APPROVAL. | | | A |
| DB-2 | | EXISTING DISTRIBUTION BOARD DB-K TO REMAIN AS IS AND BE PROVIDED WITH A NEW SUPPLY FROM THE NEW MSB AS PER THE SCHEMATIC. | | | A |
| MSB | | REPLACE THE EXISTING MSB WITH A NEW FLOOR MOUNTED MAIN SWITCHBOARD SECURED TO THE WALL REFER TO THE SCHEMATIC AND NOTES FOR ADDITIONAL INFORMATION AND REQUIREMENTS. PROVIDE A SHOP DRAWING OF THE MSB FOR APPROVAL. | | | A |
| METER (M) | | UPGRADE THE EXISTING ENERGEX REVENUE METER INTO THE NEW MSB. | | | A |



ELECTRICAL DESIGN GROUP

ELECTRICAL BUILDING SERVICES CONSULTANTS

P.O. Box 15, SHERWOOD Q. 4075

Phone: (07) 3278 4375 Fax: (07) 3716 0222

Web Site: www.edg.net.au Email: brisbane@edg.net.au

C3227a - TOOWONG KIA & MITSUBISHI

C3227a-0002(B).xls

ELECTRICAL EQUIPMENT SCHEDULE

REVISION B - 16 SEPTEMBER 2024

| THE EQUIPMENT SUPPLIER CONTACT DETAILS MAY BE AVAILABLE ON THE EDG WEBSITE VIA THE FOLLOWING LINK www.edg.net.au/links.html | | | | | |
|---|-------|--|--------------------|--------------|-----|
| TYPE | LAMPS | DESCRIPTION | COLOUR / ACCESSORY | CATALOGUE No | REV |
| MSSB | | SHOWROOM MECHANICAL SERVICES SWITCHBOARD PROVIDED BY THE MECHANICAL SUB CONTRACTOR. COORDINATE THE SUBMAIN CONNECTION WITH THE MECHANICAL SUB CONTRACTOR ON SITE. | | | B |
| MSSB-WS | | WORKSHOP MECHANICAL SERVICES SWITCHBOARD PROVIDED BY THE MECHANICAL SUB CONTRACTOR. COORDINATE THE SUBMAIN CONNECTION WITH THE MECHANICAL SUB CONTRACTOR ON SITE. | | | B |
| FLOOR BOX (FB1) | | INSITU FLUSH FLOOR BOX C/W A DOUBLE GPOS+ 2 COMMUNICATIONS OUTLETS ON THE SAME FACEPLATE . PROVIDE A 32 DIA CONDUIT C/W A SPARE DRAW WIRE FROM THE REAR OF THE COMMUNICATIONS FACEPLATE TO THE CEILING SPACE ABOVE THE COMMUNICATIONS RACK CR-A. PROVIDE THE GPOS AND COMMUNICATIONS OUTLETS AS PER THE STANDARD DESCRIPTIONS. | STAINLESS STEEL | ECD FB2SHD | B |
| SIGN CONNECTION | | COORDINATE THE LOCATION AND CONNECTION WITH THE SIGN CONTRACTOR ENSURING THE GPO / ISOLATORS ARE PROVIDED WITH APPROPRIATE WEATHER PROTECTION AND ARE CONCEALED FROM VIEW. | | | B |
| COMMUNICATIONS RACK CR-A | | EXISTING COMMUNICATIONS RACK TO BE UPGRADED AS NECESSARY AND PROVIDED WITH ADDITIONAL PATCH PANELS TO ACCOMMODATE THE ADDITIONAL COMMUNICATIONS OUTLETS. REMOVE ALL REDUNDANT CABLING AND UPDATE THE PORT NUMBERING. | | | A |